














## CFS Overview &amp; Scrutiny Dashboard Q4 2024/25

| Progress Summary  |   |   |   | RAG Rating Summary  |  |   |   | Quartile Summary  |   |   |   |   |
|---|---|---|---|---|--|---|---|---|---|---|---|---|
| Improve   | No Change   | Worse   | N/A   | Green   | Amber  | Red   | N/A   | 1st   | 2nd   | 3rd   | 4th   | NA  |
|  6 |  7 |  5 |  4 |  2 |  10 |  1 |  9 |  1 |  4 |  7 |  1 |  9 |

## Strategic Plan Outcome

All

## Area

All

## Search Indicator

All

| Area          | Indicator  | Latest Data | Period           | Previous Data | Perform. DOT  | Target | RAG   | Quartiles |
|---------------|--|-------------|------------------|---------------|---|--------|---|-----------|
| Education     | Children Electively Educated at Home   | 1247        | Q4 2024/25       | 1176          |    | NA     |  N/A   | NA        |
|               | Children receiving at least one fixed term suspension as a % of School population    | 3.62        | 2023/24          | 3.2           |    | NA     |  N/A   | NA        |
|               | KS4 - Progress 8   | -0.1        | 2023/24          | -0.09         |    | NA     |  A     | 3rd       |
|               | KS4 - Progress 8 (EHCP)  | -0.94       | 2023/24          | -1.11         |    | NA     |  A     | 2nd       |
|               | KS4 - Progress 8 (FSM)   | -0.76       | 2023/24          | -0.76         |    | NA     |  A     | 3rd       |
|               | KS4 - Progress 8 (SEN Support)   | -0.51       | 2023/24          | -0.38         |    | NA     |  A     | 3rd       |
|               | NEET young people aged 16-17   | 1.5%        | Q4 2024/25       | 1.0%          |    | NA     |  N/A   | NA        |
|               | Permanent exclusions as a % of School population                                     | 0.07        | 2023/24          | 0.07          |   | NA     |  N/A  | NA        |
|               | Primary schools rated 'Good' or 'Outstanding' for leadership and managem..           | 92.5%       | Q4 2024/25       | 92.1%         |  | NA     |  A   | 3rd       |
|               | Pupils in Good or Outstanding schools for leadership and management                  | 92.2%       | Q4 2024/25       | 92.0%         |  | NA     |  A   | 3rd       |
|               | Secondary schools rated 'Good' or 'Outstanding' for leadership and managem..         | 90.9%       | Q4 2024/25       | 90.9%         |  | NA     |  A   | 2nd       |
|               | Children in mainstream schools in receipt of SEN Support (without EHCP)              | 13429       | Spring Term 2025 | 13165         |  | NA     |  N/A | NA        |
| SEND          | Children in mainstream schools with EHCP   | 2823        | Spring Term 2025 | 2566          |  | NA     |  N/A | NA        |
|               | Assessments completed within 45 days   | 83.6%       | Q4 2024/25       | 85.2%         |  | >90.3% |  A   | 2nd       |
| Social Care   | Care leavers EET   | 62.0%       | Q4 2024/25       | 59.9%         |  | >54.0% |  G   | 2nd       |
|               | Care leavers in suitable accommodation   | 94.0%       | Q4 2024/25       | 93.8%         |  | >92.0% |  G   | 1st       |
|               | Child protection cases which were reviewed within timescales                         | 88.0%       | Q4 2024/25       | 90.7%         |  | >97.2% |  A   | 3rd       |
|               | Children becoming subject to a CPP for second or subsequent time                     | 24.9%       | Q4 2024/25       | 24.5%         |  | <20.8% |  A   | 3rd       |
|               | Children in care who have had dental checks within last 12 months (at end of period) | 76.7%       | Q4 2024/25       | 75.0%         |  | NA     |  N/A | NA        |
|               | Children in care who have their annual health assessment within last 12 months (..   | 86.9%       | Q4 2024/25       | 83.9%         |  | NA     |  N/A | NA        |
|               | Re-referrals to CSC within 12 mths   | 26.4%       | Q4 2024/25       | 26.2%         |  | <18.7% |  R   | 4th       |
|               | No. of first time entrants to the criminal justice system aged 10-17 (year to date)  | 17          | Q3 2024/25       | 14            |  | NA     |  N/A | NA        |
| Youth Justice |  |             |                  |               |   |        |   |           |

